



FIT 176 A Test for IgG1-4 and C3d		Sample Type: Bloodspot	
Name:	LAST NAME, FIRST NAME	Date Drawn:	01/01/2025
Date of Birth:	01/01/2000	Date Completed:	01/05/2025
Accession Number:	22222	Provider:	Provider's Name

List of Restricted Foods:	
4+ Reactions:	Wheat, Gliadin Wheat, Gluten Wheat, Whole
3+ Reactions:	Rye Potato, Sweet
2+ Reactions:	Cow's Milk Whey Summer Squash Lentils Cilantro Venison Pine Nut Canola Oil Mushroom

Laboratory Information:	
KBMO Diagnostics 4 Business Way Hopedale, MA 01747 Jia He, PhD, NRCC Laboratory Medical Director	Phone: 617-933-8130 Fax: 617-933-7660 E-mail: LabSupport@KBMODiagnostics.com CLIA ID #: 22D2095272 Patent #: 8309318

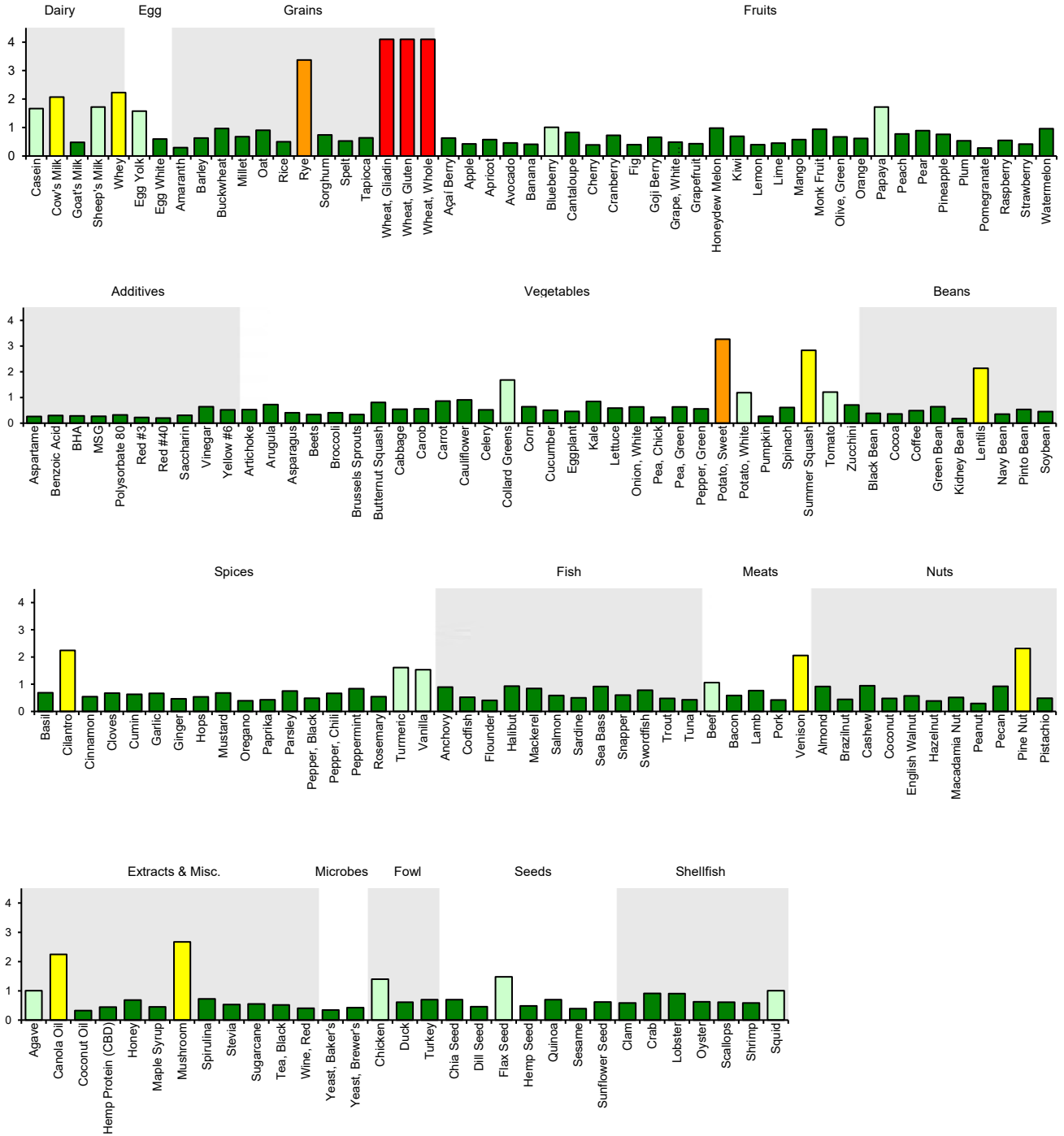
This test was developed and its performance characteristics were determined by KBMO Diagnostics, LLC. It has not been cleared by the U.S. Food & Drug Administration (FDA).



Name:
 Provider:
 Sample Type:
 Date Drawn:
 Date Completed:

LAST NAME, FIRST NAME
 Provider's Name
 Bloodspot
 01/01/2025
 01/05/2025

Severe Reaction 4+
 High Reaction 3+
 Moderate Reaction 2+
 Mild Reaction 1+
 No Reaction Negative













Name:
 Provider:
 Sample Type:

LAST NAME, FIRST NAME
 Provider's Name
 Bloodspot

Gut Barrier Panel

KBMO has created a unique Gut Barrier Panel which in recognition that leaky gut occurs across a spectrum we have included the following gatekeeper markers: Candida, Zonulin and Occludin and LPS. For each marker, we measure IgG 1-4 /C3d in addition to IgA 1 and 2.

Gut Barrier Panel						
	IgG1-4+C3d			IgA1-2		
		Cut off			Cut off	
Candida	Positive			Positive		
Zonulin	Negative			Negative		
Occludin	Negative			Negative		
LPS	Negative			Negative		

Candida:
 we measure and use any candida overgrowth in the stomach/dysbiosis as a precursor to leaky gut occurrence

Zonulin:
 Is a marker of intestinal permeability, otherwise known as leaky gut. If a patient has elevated Zonulin levels, the normal regulation of the tight junctions is compromised. This Zonulin marker is unique to KBMO please follow the link for more information:
<http://kbmodiagnostics.com/zonulin-test/>

Occludin:
 is a marker of tight junction stabilization and optimal barrier function. Elevated occludin indicates that the tight junctions are breaking down.

LPS:
 Lipopolysaccharides (LPS) are a major structural component of the outer membrane of gram-negative bacteria. Elevated levels of antibody against LPS may be indicative of Leaky Gut Syndrome and other gastrointestinal inflammatory diseases. For more information on LPS, please visit the following link:
<https://kbmodiagnostics.com/gut-barrier-panel/>

GB Panel Interpretation:
 If any of the 8 markers are positive, we recommend to consult your provider with regards to a gut healing protocol.

Laboratory Information:

KBMO Diagnostics
 4 Business Way
 Hopedale, MA 01747
 Jia He, PhD, NRCC
 Laboratory Medical Director

Phone: 617-933-8130
 Fax: 617-933-7660
 E-mail: LabSupport@KBMODiagnostics.com
 CLIA ID #: 22D2095272
Patent #: 8309318

This test was developed and its performance characteristics were determined by KBMO Diagnostics, LLC. It has not been cleared by the U.S. Food & Drug Administration (FDA).